




SHADOWS










SHADOWS



SHADOWS



SHADOWS



Early Literacy PLAY: Enjoy practicing hand shadows outside on a sunny day, or inside with focused light or a flashlight.

On a sunny day, go out and “find” a shadow. In the morning, how big is it? In the afternoon has it changed? Take some chalk and outline the shadow, then do the same in the afternoon.

Early Literacy TALK: Are the shadows the same? If they are different, how are they different? Encourage words to describe bigger, smaller, huge, immense, jumbo OR little, tiny, teeny.

Look at the shadows cast by leaves on a tree. Can your child talk about how they look? Are they moving? Can you tell where the sun is from where the shadow is?

Early Literacy PLAY: Enjoy practicing hand shadows outside on a sunny day, or inside with focused light or a flashlight.

On a sunny day, go out and “find” a shadow. In the morning, how big is it? In the afternoon has it changed? Take some chalk and outline the shadow, then do the same in the afternoon.

Early Literacy TALK: Are the shadows the same? If they are different, how are they different? Encourage words to describe bigger, smaller, huge, immense, jumbo OR little, tiny, teeny.

Look at the shadows cast by leaves on a tree. Can your child talk about how they look? Are they moving? Can you tell where the sun is from where the shadow is?

Early Literacy PLAY: Enjoy practicing hand shadows outside on a sunny day, or inside with focused light or a flashlight.

On a sunny day, go out and “find” a shadow. In the morning, how big is it? In the afternoon has it changed? Take some chalk and outline the shadow, then do the same in the afternoon.

Early Literacy TALK: Are the shadows the same? If they are different, how are they different? Encourage words to describe bigger, smaller, huge, immense, jumbo OR little, tiny, teeny.

Look at the shadows cast by leaves on a tree. Can your child talk about how they look? Are they moving? Can you tell where the sun is from where the shadow is?

Early Literacy PLAY: Enjoy practicing hand shadows outside on a sunny day, or inside with focused light or a flashlight.

On a sunny day, go out and “find” a shadow. In the morning, how big is it? In the afternoon has it changed? Take some chalk and outline the shadow, then do the same in the afternoon.

Early Literacy TALK: Are the shadows the same? If they are different, how are they different? Encourage words to describe bigger, smaller, huge, immense, jumbo OR little, tiny, teeny.

Look at the shadows cast by leaves on a tree. Can your child talk about how they look? Are they moving? Can you tell where the sun is from where the shadow is?