

## Chicka Chicka Boom Boom and Monkeys in a Coconut Tree

To make the leaves, look at the title page of Chicka Chicka Boom Boom and freehand similar jaggy palm leaves. (Or use pattern)

You could make a dozen of each shape coconuts, and hand one out to all the kids, then have the kids bring up all the triangles, then all the squares, and so forth. Or you could put all the coconuts in the tree, and have the kids come up and pick a coconut, then sort them into little baskets by shape.

Make little rectangles in different colors, and print one letter of the alphabet on each of them (instead of trying to cut out tiny alphabets from felt to make it look like the book). If your group were small enough, and you knew the names of your kids, you could put the first letter of each of their names in the tree, and have them come and find their letter. Or with older preschoolers you could put the letters of the word "monkey" in the tree, and sound out the word and decide together each letter in the word in sequence.

From: <http://melissa.depperfamily.net/blog/flannel-friday-coconut-tree-monkeys/>

Five little monkeys sitting in a tree,  
Teasing Mr. Crocodile: "You can't catch me!"

Along comes Mr. Crocodile  
As quiet as can be and...**SNAP!**  
Four little monkeys sitting in a tree...  
Three little monkeys sitting in a tree...  
Two little monkeys sitting in a tree...


One little monkey sitting in a tree,  
Teasing Mr. Crocodile: "You can't catch me!"  
Along comes Mr. Crocodile  
As quiet as can be and....**SNAP!**  
And away swims Mr. Crocodile as full as he can be!

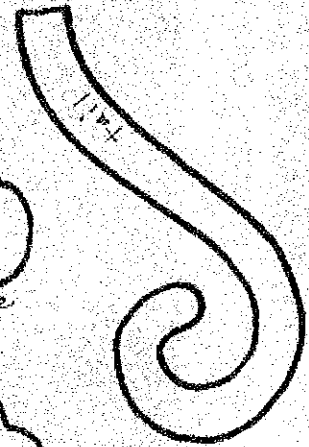

Alternate Version:

### **Teasing Mister Crocodile**


*(Spread five fingers out. Swing back and forth.)*

Five little monkeys  
Sitting in a tree  
Teasing Mister Crocodile,  
"You can't catch me!"  
Along comes Crocodile,  
Quiet as can be  
**SNAP!**  
*(Continue the countdown until...)*  
One little monkey....  
"Ha Ha! Missed me!"

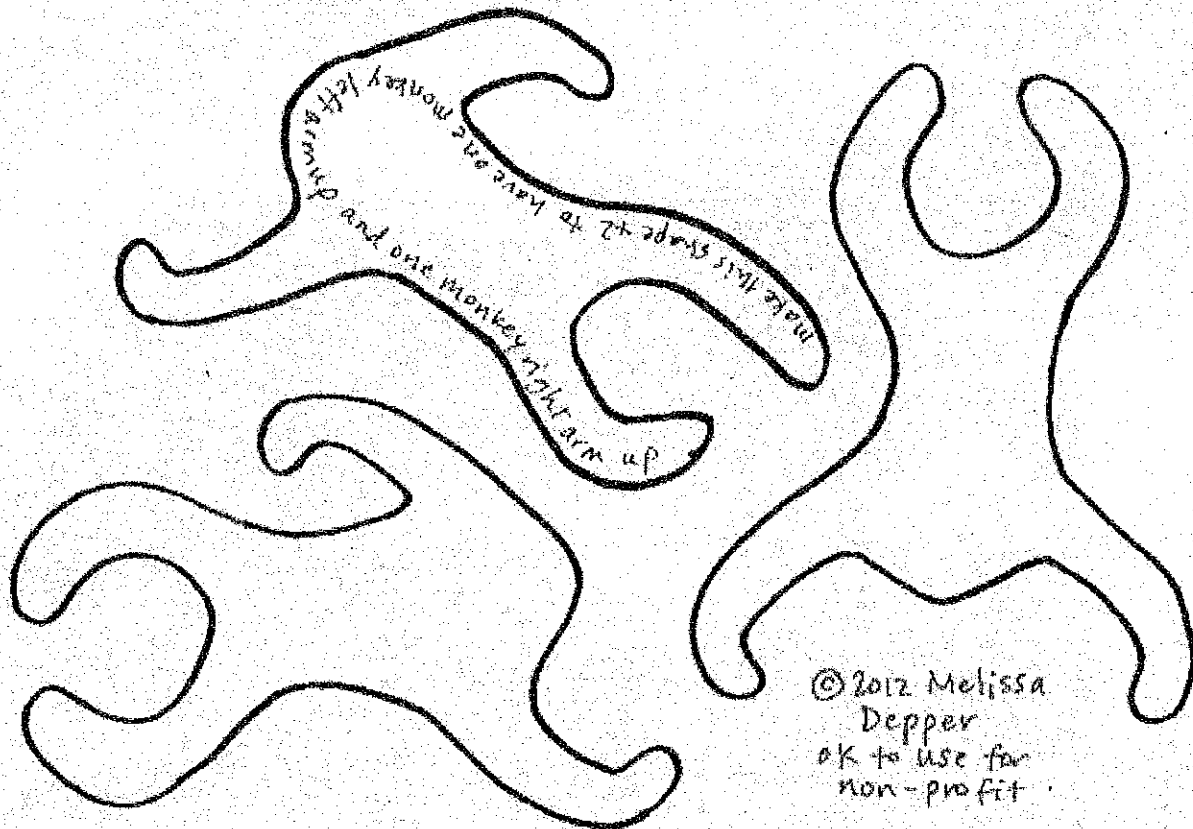




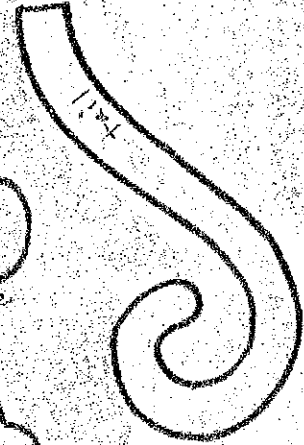

Vary the tail by trimming from either end:



# 5 Little Monkeys ... page 2 ...



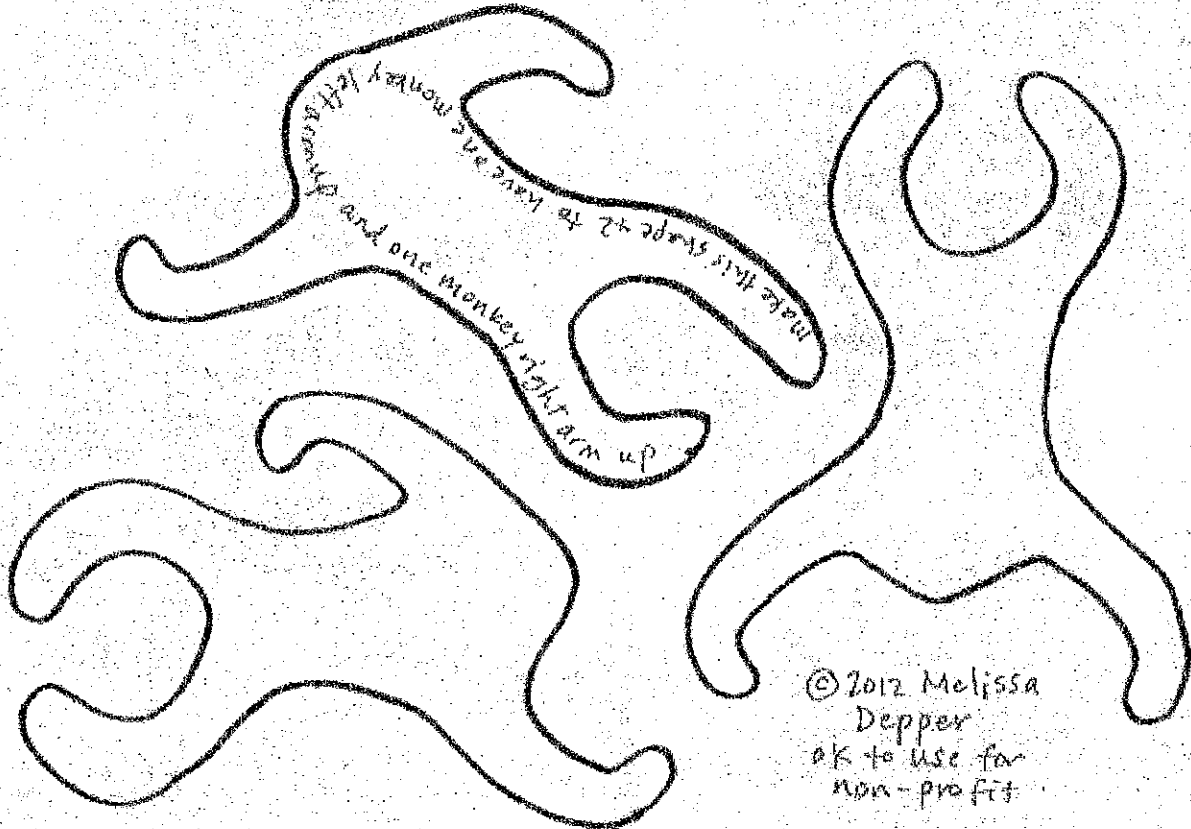
© 2012 Melissa Depper  
OK to use for non-profit



Vary the tail by determining from either end:

Less curl at tip  
 More curl at body

5 Little Monkeys ... page 2 ...



© 2012 Melissa Depper  
ok to use for non-profit